

Quell QPI9010 Dual Sensor Smoke Alarm Recall Identification Guide

(for Australian sold units)

STEP 1 – Identifying the Model (Front of Alarm)

Affected



Non-Affected




Look for this pill shaped design on the front of the unit. This feature is slightly raised and is unique to this alarm.

If your alarm matches this design, please proceed to the next step.

STEP 2 – Locating the model number and the date of manufacture (Back of Alarm)

Examine the back of the unit:




Locate model number. The model should read **QPI9010**



Locate date code. If the date code is within range (**2016 Sep. 10** through **2017 Oct. 13**) proceed to next step.

STEP 3 – Identifying the Presence of the Yellow Sensor Cap




Look on the back of the alarm and locate the locking tab shown.



Turn the alarm on its side and look at the opening closest to the locking tab. If a yellow cap can be seen in the opening the unit is affected and must be replaced.

Affected



Locking tab.

Yellow cap is visible, request a replacement immediately and reinstall until replacement arrives!



Not Affected



No yellow cap is visible. Unit is not affected.